

6 Smear'd With God

"KID'S CARRYING THE KINGDOM"

"The Spirit of the Lord is upon me..." Luke 4:18



Inside This Lesson

- Backpack Treasure
Jar of peanut butter
- Support Lesson
Review/Introduction
- Object Lesson
Jesus the "Anointed One"
- Object Lesson
Just like a Glove
- Object Lesson
Smear'd by a Friend
- A "Class" Act
Let's Get Smear'd!

Keys



- The name, Jesus Christ, means, "Jesus, the anointed one".
- When the Holy Spirit was on Jesus, miracles happened.
- The anointing of the Holy Spirit makes the impossible, possible.
- The devil is terrified of the anointing.

Thoughts to Ponder

for the teacher

The anointing of the Holy Spirit, or being "smear'd with God" is the outward empowerment of the Holy Spirit to do supernatural things, like miracles. The anointing upon Jesus enabled Him to destroy the works of the devil, and bring Heaven to earth. In this lesson, children will discover that when the Holy Spirit is on them, it is for the benefit of others, and that they can be equipped carriers of God's powerful presence.

SCRIPTURE REFERENCES:

Luke 5:12-16

John 3:16

John 4:16

John 5:19

Acts 10:38

Romans 3:23

Romans 5:8

Hebrews 2:3


Hebrews 12:2

I John 3:8

6 Smear'd With God

"KID'S CARRYING THE KINGDOM"

Backpack Treasure SMEARED WITH GOD



(Have jar of peanut butter ready or a jar of jam if children have peanut allergies)

The Holy Spirit not only wants to be on the inside of us, but wants to anoint us with His presence and power on the outside. When we are anointed like Jesus, it is like being smeared with God all over.

(Show peanut butter)

When we are smeared with God's anointing, we can help others and bring Heaven to earth.


(Place jar of peanut butter in backpack)



6 Smear'd With God

"KID'S CARRYING THE KINGDOM"

Support Lesson REVIEW/INTRO



ITEMS NEEDED:

- King's crown
- Bottle of oil
- Pan or bowl

PREPARATION:

Place items on table in front of class.

TEACHING

REVIEW:

We have recently discovered that:

- We have been given a Royal Mission, to bring Heaven to earth.
- Jesus had the same Royal Mission.
- When Jesus did powerful things like healing the sick and miracles, the works of the devil were destroyed (I John 3:8). People saw how great the Father and His Kingdom are.
- Jesus could not do any miracles without God's power; that is why He was baptized in the Holy Spirit. (Acts 10:38)
- We can have the same power of the Holy Spirit.

INTRODUCTION:

Jesus not only needed the Holy Spirit **IN** Him, He needed the Holy Spirit **ON** Him. When the Holy Spirit is upon someone, we say that person is "anointed".

(Have everyone repeat the word anointed)

The word anointed means "**smear'd with God**".

When people in the Bible were chosen to be a king,

(Show crown)


or a person was going to be a prophet, they would be anointed with oil.

(Give examples such as Samuel anointing Saul and David as kings)

Oil would be poured over them as a sign that they were recognized, set apart from others, and ready to do something special.

(Pour oil over crown)


Kings would then rule and reign with authority and power. Prophets would hear and speak God's words, and influence many people.



6 Smear'd With God

"KID'S CARRYING THE KINGDOM"

Object Lesson JESUS - ANOINTED ONE



ITEMS NEEDED:

- Child heart bucket
- Costumed Jesus figure
- Hat labeled, "LIES"
- 4-5 foot length of chain (or a rope)
- Sign on a pole labeled, "KINGDOM OF GOD"
- Bible; pair of dark sunglasses
- Large fake ears
- Four child volunteers

PREPARATION:

Have one child wear the hat, another wears the glasses, a third wears the fake ears and holds the empty child heart bucket, the fourth child is wrapped in chains. Hand Bible to Jesus character.

TEACHING

The name of Jesus Christ means, "Jesus, the anointed one". When the presence and power of the Holy Spirit came out or upon Jesus, powerful things happened. Now, God, the Holy Spirit is so wonderful. He is inside of us for our benefit and He comforts, leads, and teaches us. But when He is on the outside or upon us, it is for helping others.

In Luke 4:18, this is what Jesus said: "The Spirit of the Lord is upon Me, because..."

- He anointed Me to preach the gospel to the poor
- He has sent me to proclaim release to the captives
- And recovery of sight to the blind
- To set free those who are oppressed (bothered by the devil)
- To proclaim the favorable year of the Lord"

Because Jesus was anointed by the Holy Spirit, amazing things happened:

When Jesus preached God's word,

(Jesus takes Bible)

the anointing caused His words not to just fill people's ears,

(Jesus places Bible over fake ears)

but to fill people's hearts.

(Jesus puts Bible in child heart bucket)

The anointing released people from bad habits, and doing bad things.

(Jesus removes chain wrapped around child)

This powerful anointing healed blind eyes.

(Jesus removes dark sunglasses from child)

Those who were bothered by the lies of the devil were set free because of the anointing power.

(Jesus removes "LIES" hat from child)

Because Jesus, the "anointed one", did all these things, He could proclaim that the Kingdom of God is here!

(Jesus holds up "KINGDOM OF GOD" sign)

Read Acts 10:38...


When the powerful anointing of the Holy Spirit was shown, Jesus brought Heaven to earth. When people saw and heard Jesus, they saw and heard the Good News of the Gospel of the Kingdom. That is why they would marvel at Jesus and wanted to follow Him.



6 Smear'd With God

"KID'S CARRYING THE KINGDOM"

Support Lesson JUST LIKE A GLOVE



ITEMS NEEDED:

- Large shovel
- Pair of gloves

PREPARATION:

Place items on table in front of class.

TEACHING

Ask, how many have ever tried digging a big hole?

(Show shovel)

It probably wasn't very easy was it? It can be hard work. If you're not careful, you can get some really bad blisters. If that happens, you may have to stop, and digging that hole would become impossible. What would happen if you put on a pair of gloves before you start digging?

(Put on gloves)

Would you get blisters then? No! You would then be able to dig the holes. With those gloves you could do the impossible. The anointing of the Holy Spirit is like these gloves. It makes the impossible like doing miracles, possible.


(Show gloved hands)



6 Smear'd With God

"KID'S CARRYING THE KINGDOM"

Object Lesson SMEARED BY A FRIEND



ITEMS NEEDED:

- Jar of peanut butter
- Costumed Holy Spirit character (person dressed in white robe)
- Two child volunteers
- Wet rag
- Balloons labeled, "Sin", "Pain", "Sickness"

PREPARATION:

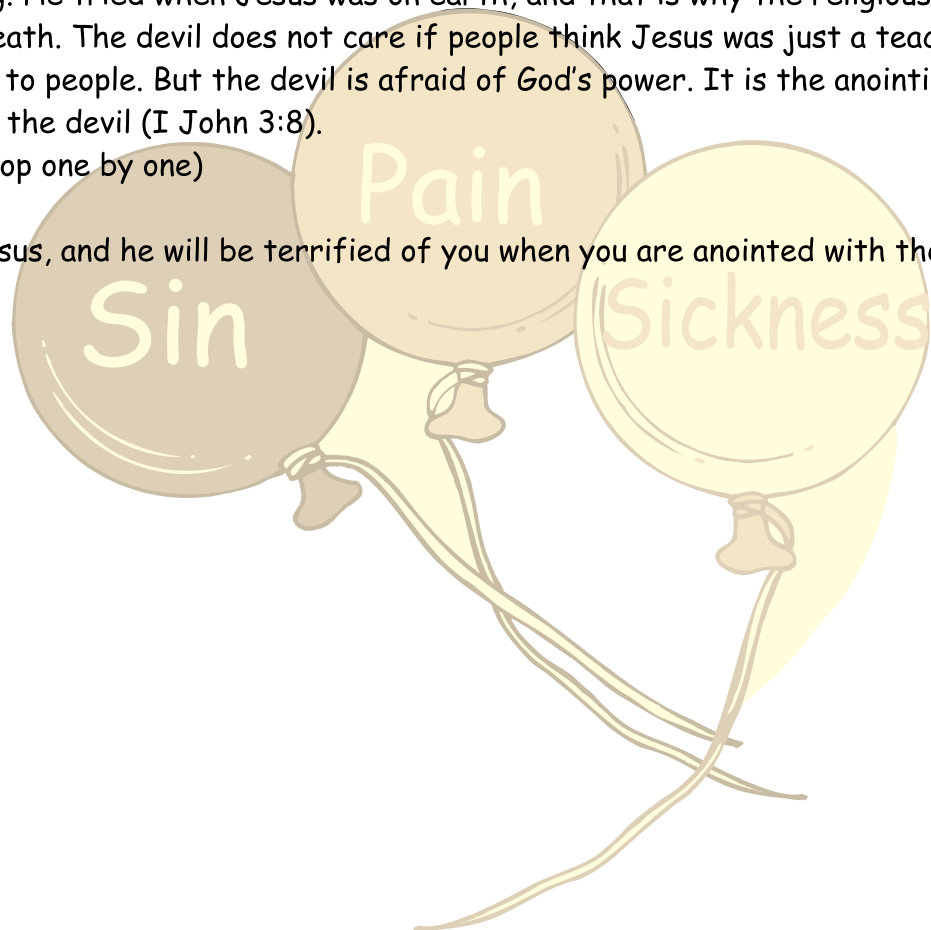
Give Holy Spirit character peanut butter, and have volunteers come forward. Note: make sure volunteers are not allergic to peanut butter. Have balloons and needle on table in front of class.

TEACHING

The anointing of the Holy Spirit scares the devil and his kingdom of darkness. He will do anything he can to stop the anointing. He tried when Jesus was on earth, and that is why the religious leaders had Jesus put to death. The devil does not care if people think Jesus was just a teacher or a good man who was nice to people. But the devil is afraid of God's power. It is the anointing that destroys the works of the devil (I John 3:8).

(Show balloons and pop one by one)

The devil is terrified of Jesus, and he will be terrified of you when you are anointed with the Holy Spirit.



6 Smear'd With God

"KID'S CARRYING THE KINGDOM"

A Class Act! LET'S GET SMEARED



ITEMS NEEDED:

- Oil (Olive or vegetable)
- Small bowl

PREPARATION:


Pour a small amount of oil into the bowl and have ready to anoint children.

In a soaking atmosphere, lead the children in inviting the presence of the Holy Spirit. Thank Him for who He is, and what He has done for us. Thank Him for being our friend, comforter, and teacher. Tell Him that we want to be just like Jesus, that we want to do the same things Jesus did and that we want the same anointing. Let's invite the Holy Spirit to smear us with Himself.

(Have children remain sitting with hands outstretched to receive)

Let them know that you are going to anoint their hands and/or foreheads with oil. The oil represents the Holy Spirit, and just like when kings were anointed, they are going to be anointed, set apart, and released to do the same things Jesus did: to bring Heaven to earth, by doing miracles.


After awhile, interview the children, and have them share what the Holy Spirit did for them. As the Spirit leads, be sensitive to release the class to lay hands and pray for each other. Invite testimonies of what happened.



6 Smear'd With God

"KID'S CARRYING THE KINGDOM"

Heaven to Home WHAT WE LEARNED TODAY



Dear Parents:

Our Memory Verse this week:

"The Spirit of the Lord is upon me..." Luke 4:18

Today we discovered:

- The name, Jesus Christ, means, "Jesus, the anointed one"
- Anointed means "smear'd"
- When the Holy Spirit was on Jesus, miracles happened
- The anointing of the Holy Spirit makes the impossible, possible.
- God wants to anoint us with the Holy Spirit
- The devil is terrified of the anointing

Parent's Points to Ponder:

The anointing of the Holy Spirit, or being "smear'd with God" is the outward empowerment of the Holy Spirit to do supernatural things, like miracles. The anointing upon Jesus enabled Him to destroy the works of the devil, and bring Heaven to earth. In this lesson, children will discover that when the Holy Spirit is on them, it is for the benefit of others, and that they can be equipped carriers of God's powerful presence.

Ask Your Child:

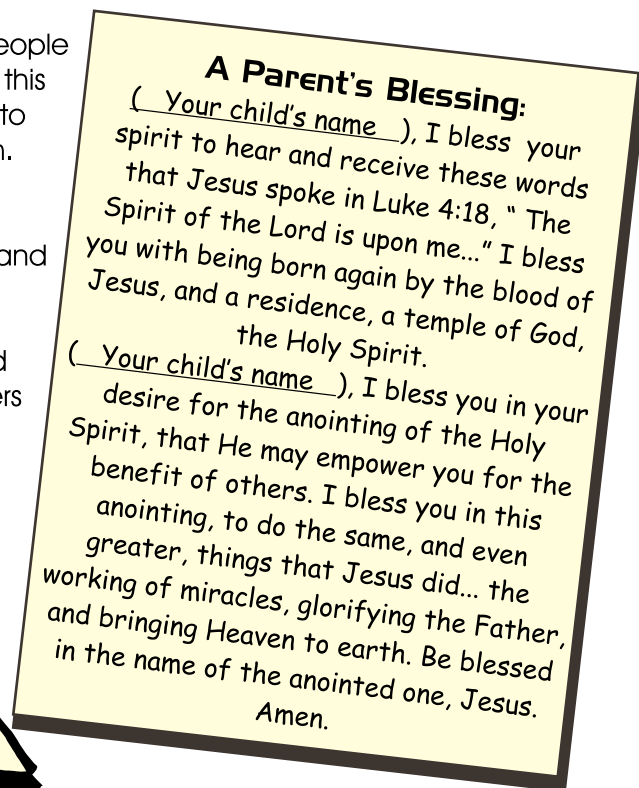
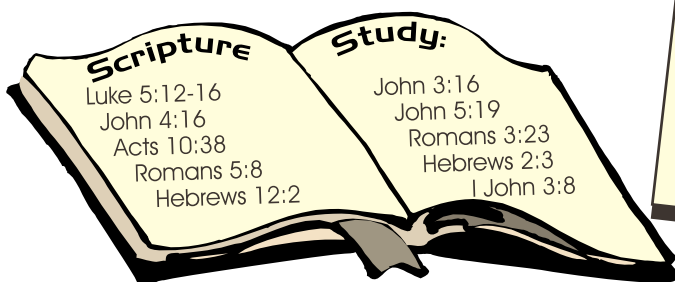
What were some of the things Jesus did when He was "smear'd" with God? (Healed the sick, preached the Gospel, freed those bond by the devil) Why do we need to be "smear'd" with God? (So we can do the same things as Jesus did) Why is the devil afraid of the anointing? (He has no power against it) How can the anointing of the Holy Spirit help in our Royal Mission?

Home Activity:

Have your child write down the names of people who need a touch of God's anointing. Post this on their "Heaven's Window" bulletin board to remind them to pray for God to touch them.

Encourage your child and be sensitive for opportunities for your child to lay hands on and "smear others".


During soaking times, encourage your child to thank Jesus for His anointing to bless others and glorify God.




6 Smear'd With God

"KID'S CARRYING THE KINGDOM"

Memory Verse SMEARED WITH GOD



"The Spirit of the Lord is upon me..." Luke 4:18




6 Smears With God

"KID'S CARRYING THE KINGDOM"

Activity Page

LETTERS & SHAPES



God "smears" us with His anointing so that we can do the things He asks us to do, to bring heaven to earth.

Match each shape below with a shape from the shape box. Write the matching letter on the line above the shape.

1.



2.



3.



4.



5.



6.



7.

