

Little Ones In His Presence



For God So Loved...

The World!

Volume 1

Lessons 1-13

FOR GOD SO LOVED - Creation



Intro to Creation

See N Say

- 1 Welcome
- 2 SEE IT: *Mirror.*
They Are Loved
- 3 SAY IT: Pat the Bible song and "Yeah God"
- 4 SEE IT: *Plush Heart.* Listening With Your Heart.
- 5 SAY IT: *Share.*
God's Good Things
- 6 SING IT: Song

Show N Tell

- 1 SHOW/TELL IT: *Globe.* From the Bible. Gen. 1:1-2
- 2 SHOW/TELL IT: *Inflatable globes.*
God makes good things. Our world.
- 3 SHOW/TELL IT: Mr. *Potato Head.* God puts everything in order.
- 4 SHOW/TELL IT: *Play Dough.* God's creation is good.

Pack N Play

- 1 PLAY IT: Song
"He's Got the Whole World in His Hands"
- 2 PLAY IT: Play dough
- 3 PLAY IT: Ball toss
- 4 PACK IT: Clean up
- 5 Worship/Prayer

Key Words and Thots:

We are living in a wonderful world that was created by God. We want the children to love, appreciate, and know about the God of creation. They will know God is good, they are special, and God loves them. Each lesson in this quarter will emphasize a special attribute of God the creator.

Attribute of God Lesson One: God is good!

Blessing:

"Thank you Papa God for taking a "mess" and making something beautiful... our world. Bless this world with your peace, love and order! Help me take care of my world. I receive Your blessing of love and joy for me.



Take Away for Today:

God is good.
What He creates is good.
God created this world.
God made me.
I can thank God for the good things He has made, including myself!

Memory Verse:

Genesis 1:1


"In the beginning God created the heavens and earth." or "God created the world, and it is good."

FOR GOD SO LOVED - Creation

These lessons are designed to be easy to use, yet bring valuable and life changing truth to the children. You can use all or just a few, depending on the children's age, attention level and length of class time. I have found that I can teach one or two segments, then take a break with snack time or play time. Then I have the children gather again, for a few more segments. Use snack time to share some of the lesson or memory verse practice.

Lesson One

It Is Good!



To build "Today's Menu", read through the lesson and choose which of the following segments you would like to "Serve" to the children today.

Those that we feel should be used each week are pre-checked for you. I like to do the **SEE IT:** Mirror segment every week with the 2-3 year olds, and use a larger mirror with the 4-5 (and yes, they will make silly faces).

Today's Menu:

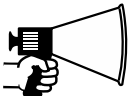
See N Say



- ☐ **SEE IT:** *Mirror.* They Are Loved
- ☐ **SAY IT:** *Pat the Bible.* Song and "Yeah God"
- ☒ **SEE IT:** *Plush Heart.* Listening With Your Heart.
- ☒ **SAY IT:** *Share.* God's Good Things
- ☐ **SING IT:** *Song.* _____



Show N Tell



- ☒ **SHOW/TELL IT:** *Globe.* From the Bible. Gen. 1:1-2
- ☐ **SHOW/TELL IT:** *Inflatable globes.* God makes good things. Our world.
- ☐ **SHOW/TELL IT:** *Mr. Potato Head.* God puts everything in order.
- ☐ **SHOW/TELL IT:** *Play Dough.* God's creation is good.



Pack N Play



- ☐ **PLAY IT:** *Song.* "He's Got the Whole World in His Hands"
- ☐ **PLAY IT:** *Craft.* Play dough
- ☐ **PLAY IT:** *Game.* Ball toss
- ☐ **PACK IT:** Clean up
- ☒ **PRAY IT:** Worship/Prayer



FOR GOD SO LOVED - Creation

See and Say

See it:

THEY ARE LOVED
Hand held mirror



After children are seated. Bring out the hand mirror with a picture of Jesus on the back. Show first child the side of the mirror with Jesus. Ask them, "Who is this? (If they don't respond with an answer, just say "This is Jesus").


Then ask them, "Who does He love?" Turn the mirror around so they see their own face and say, "Jesus loves (child's name). Repeat this with each child.



See it:

FROM YOUR HEART

"Seeing" and "Hearing" God.
Listening with our hearts.



Bring out a soft plush heart, show it to the children, and give it a big hug. As you continue to hug the heart, tell the children how wonderful it feels to hug the heart. How it makes your heart feel warm and loving inside. Tell them this is how God's love feels inside us, warm and loving. Have them close or cover their eyes, put on a quiet worship song, and tell them as we listen quietly to this song, we can feel God "hug" our hearts and sometimes we can "hear" Him say things, or "show" us pictures". After a few minutes, stop the song and ask them if they could feel God "hugging" their heart. Did they feel good inside? Yes, that is God showing His love for us.



Lesson One

It Is Good!



Say it:

FROM THE WORD

Hand out a small Bible (or picture of a Bible) to each child. Have them place it flat in front of them and sing the "I Love to Pat the Bible" or "B-I-B-L-E" song. When done, share how the Bible is full of good things. It tells us about God, Jesus and how much He loves us. Have them clap or raise their hands and say, "Yeah God", as thanks for His Word the Bible. Have them hold their Bible and read the memory verse to them. Have them repeat what they can.

Collect the Bibles.



SAY it:

SHARE: GOD'S GOOD THINGS

Ask them, "Did you hear God saying anything to your heart? What did He say? Did He show you anything?" (Let the children share.)

You can let each child give the plush heart a hug.

If they are still attentive, have them sing "God Is So Good", or another simple song.

Quotes to Ponder:

"Always smile back at little children. To ignore them is to destroy their belief that the world is good." Anonymous

"His divine power has given us everything we need for a godly life through our knowledge of Him who called us by His own glory and goodness." II Peter 1:3


FOR GOD SO LOVED - Creation

Show and Tell



Lesson One

It Is Good!



Tell it:
FROM THE WORD

Show it:
WITH A GLOBE
Bible

You will need to have a globe and Bible for each of the lessons in this quarter of curriculum. You might want to have some inflatable globes as well, as we will be using these for games and other activities. Show the globe to the children.



"I am so excited today... because we are going to begin learning about the wonderful things God created or made from nothing. This is the earth we live on (show the globe) and this is the Bible (show Bible) that tells us all about how God made our world."

Read Genesis 1:1-2 *"In the beginning God created the heavens and the earth. The earth was formless and void, and darkness was over the surface of the deep, and the Spirit of God was moving over the surface of the waters."*

Have the children say the memory verse with you, "In the beginning God created..." Tell them all that God creates is good. Share with them that "create" means to make something.

Have them repeat, "God is good, and creates good things."



Show it:

WITH GLOBES: 2 inflatable globes or inflatable balls



Leave one globe deflated and inflate the second. Hold up the inflated globe. Have the deflated globe where the children cannot see it until you show them during the lesson.

This globe is like the beautiful and good world God created. What shape is it? That's right it is round. It looks like a ball. God made our world round, but it did not always look like this. Before God made the world, there was no shape to it (show them the deflated globe) and it was also dark, but God had a wonderful plan to make a beautiful world.

The Bible tells us how GOOD God is and how wonderful He is. The very first verse in the Bible says that God made the heavens and the earth. Wow, that is a lot! And since He created them, they must be GOOD! Today we will begin a wonderful adventure to learn and discover more about His wonderful creation, the earth.

- He made our world in six days.
- At the end of each day, He looked at what He had made and said, "It is good".

Let's say a prayer of thanks to God for our GOOD world."

Tell it:

God created
the world and it
is good.

Prayer of
thanks for
creating the
world.

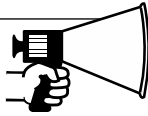

FOR GOD SO LOVED - Creation



Show it:

Mr./Mrs. Potato Head or take apart toys.

Pour out all the pieces to Mr. or Mrs. Potato head on the table. It would be good to have multiple bodies and lots of body parts.




Tell it:

We must have everything in the right place.


God created things in the right place and in order.

"What a mess!! Does any of this makes sense? What should we do? Let's try putting the pieces together (begin to put the pieces on the body, but in the wrong places). Does this look right? No? Why? That's right they are not in the right places. Can we walk if we have lips where are feet should be? No, that would be silly. God knew that to create a wonderful world for us, things would have to be in the right place (begin to put all the pieces in the correct places). Step by step, piece by piece He created the world and IT WAS GOOD! Do you know that God also created us? From the very beginning He was thinking about you! He so loves you and the way He created you to be. If God creates only good things... then we are "good".



Tell it:

*"Without form and void".
God brings things to order.
God makes good things.*



Do these pieces of play dough look like anything? No, they are "without form" or have no shape. This is what the world was like before God began "creating" the heavens and the earth. God wanted the earth and heavens to be beautiful. He had a wonderful plan for creating the world. We will discover how He made the heavens and the earth and everything else we see.

Let's see what happens when we take the pieces and begin to "shape" them (take the pieces and roll them into a ball). Look, the dough now has a round shape, and look at all the pretty colors. God created the world and all the beauty in it. Doesn't God make good things? Yes, He does.

Let's all take some of the dough and "create" something beautiful. God made us to be creative.

Show it:
WITH DOUGH
Play salt dough of various colors



Bring out some play dough (play dough recipe in appendix). Blue, green and brown would be good, but any colors will be fun. Break it into smaller pieces. Pick up a few of the "shapeless" pieces.

FOR GOD SO LOVED - Creation

Pack and Play

Play it:

WITH A SONG

"He's Got the Whole World in His Hands".

Gather the children into a circle holding hands. Play or sing the song, "He has the whole world in His hands". Have the children begin to walk in a circle to the right. Change directions with each verse. Sing as many verses as their attention span allows. If the children are younger you can have them sit in a circle.



Lesson One

It Is Good!



Play it:

WITH DOUGH

Play dough (recipe in appendix).
Paper with memory verse on it.

Set up an area where the children can come and get a few pieces of play dough and "create" the earth. Have the supervising adults help the children, as needed, and then put the "earth" on a ½ a sheet of paper with the memory verse printed on it. Write the child's name on the paper so they can take their "earth" home at the end of class.



Play it:

WITH BALLS

3-4 inflatable globes or balls

Have the children sit in a large circle. Have an adult in the middle of the circle with 3 or 4 inflatable globes (or balls). The adult will say the memory verse, "In the beginning God created the heavens and earth", then roll the globe to a child. The child will respond with, "And it is good!" and roll the ball back to the adult. Repeat this with each child. To make it more fun, you can have 2-4 globes going all at once.



After the children have had play time, and it is time to pick up, tell them we are going to do like God did and "create order" from a mess. Remind them how God took what looked like a "mess" and made it into something wonderful. Encourage them to see how fast they can create order in the classroom.



Once done, have them gather one last time. Have them sit quietly and put on some quiet worship music. Have them close their eyes and ask God to show them how wonderfully He created them. Lead them in a prayer thanking God for all His creation, His love and how everything He makes is good. Have them thank God for making them. If time allows let them just quietly listen to the music as in the "See & Say" time.

Pack it:

WITH LOVE

Clean up time

Worship/Music


Prayer





Genesis 1:1

In the beginning God created the heavens and the earth.



And God said... It Is

Good!

FOR GOD SO LOVED - Creation


Heaven to Home



A page for parents
to share with their
children daily

Lesson One

It Is Good!




Dear Parents,


This quarter we will be teaching your children from the book of Genesis about God creating our world. A child this age never tires of hearing the same story and loves repetition, this is how they learn. To help them capture and remember the Biblical truths they will be receiving in their class, we will send home a "Heaven to Home" page with your child each week. This page will include: (**Bolded** items will be in every take home page)

- **Review of the lesson**
- **Memory verse**
- **Key Words & Thots**
- Ideas for songs to sing with your child
- Fun ideas to help you "re-teach" the lesson throughout the week
- Fun and thoughtful quotes
- Games to play with your child
- Craft ideas
- Time with God
- A blessing to pray over your child

Memory Verse:

Genesis 1:1 "In the
beginning God created
the heavens and earth."
or "God made the world."



 **Key Words and Thots:**
We are living in a wonderful world that
was created by God. We want the children
to learn about, God's love, and to really
know and appreciate the God of creation.
They will know God is good, they are
special, God loves them. We will be
introducing them to Jesus as well.
Attribute of God: God is Good!

Song: "He's Got the Whole World In His Hands"

Books: Find books with lots of pictures of earth, space, animals, fish, etc. and spend time looking and talking about God's creation every day. Look for His "creations" around you.

Game: Get an inflatable globe or ball. Say the memory verse to your child and toss the ball to them. When they catch the ball, have them shout, "And it was GOOD!" As they learn the verse, reverse who says the verse and who responds with "And it was GOOD!"

Time with God:

As a nightly encounter time with God, we would like to encourage you, as you put your child(ren) in bed, to sit with them, have them close or cover their eyes, put on a quiet worship song. Tell them as we listen quietly to this song, we can feel God "hug" our hearts and sometimes we can "hear" Him say things, or "show" us pictures as well. After a few minutes, ask them if they could feel God "hugging" their heart. Did they feel good inside? Yes, that is God showing His love for us. Did you hear God saying anything to your heart? What did He say? Did He show you anything? You can end this time with the blessing above, or simply leave the worship music playing as they fall asleep.

Blessing:

"Dear Jesus, I thank you for (_____) and that You love them so much. I ask that You bless (_____) with knowing that You are the creator of all that was made and You had thought of them even before You made this wonderful world we live in. Bless them with resting in Your love and knowing Your presence is with them at all times. Bless my child with coming to know You personally and intimately. Thank you for this amazing child You have created and brought into my life. May we grow together knowing Your love and joy in our lives. Amen"